

## Design Nonlinear Model Predictive Controller with Contractive Constraint in Fast Terminal Sliding Mode of Plate Heat Exchanger

Roozbeh Ashabi and Jalil Sadati

Department of Electrical and Engineering, Babol Industrial University of Technology, Babol, Iran

**Abstract:** In this study, a model predictive control algorithm based on rapid terminal contractive constraint is considered for the first time. The advantage of the proposed terminal contractive constraint is that while ensuring the stability of the closed-loop control system, the speed of system responsiveness convergence to the reference value is increased. To evaluate the performance, the proposed algorithm on a plate heat exchanger that has constraint input variables and states is implemented with dynamic discretization. The simulation results show the effectiveness of this approach in meeting the constraints, increase speed of convergence and improve the performance of the system.

**Key words:** Model predictive control, fast terminal sliding mode, contractive constraint, plate heat exchanger

### INTRODUCTION

Model predictive control is a control method that the optimization problem solving with limited horizons will be done online at any time of sampling process. In practice, all processes are limited for example, the limitation of non saturation of operator, state restrictions to set the environmental conditions and high product quality (Hong and Frank, 1999). One of specifications of model predictive control is its capacity to systems with high limitations on control inputs and states (Hong and Frank, 1999). Considering these limitations try to determine the control command so that system act in determined area.

Many researchers in the field of process control have used the ability to control the model predictive against nonlinear and constraint processes and many chemical and industrial processes have used in this method, meanwhile, the MPC theory has expanded increasingly (Li *et al.*, 1999; Rawlings and Muske, 1993; Michalska and Mayne, 1993).

To ensure the stability of closed-loop system for nonlinear dynamic, the various constraints are provided to model predictive control. The simplest method is to be added the terminal equality constraint to optimization problem (Keerthi and Gilbert, 1998).

It does require is that the state is limited in the steps precisely converge to zero. This is a conservative approach and optimization problem may be impossible. To increase the feasibility of response, the inequality constraint may be used in return of equality so that terminal states forced to enter an area with equilibrium

point instead of placing on the point of balance. By combining the final cost function and the terminal unequal constraint, the control strategy of quasi-unlimited model predictive was introduced in which the infinitive horizons performance with minimum upper band of the final cost function is shown. According to Oliveira and Morari (2000), the contractive constraint is suggested that by adding a final contractive constraint in the optimization, the system stability is guaranteed. One of the most important control methods is Sliding mode. The basis for this method is to change the control law through the trajectory of state variables and placing variables on the stable sliding surface asymptotically.

Control algorithm that combines model predictive control and sliding mode control is called (SM MPC) that by Zhou *et al.* (2000) a systems with state-space model was proposed in which sliding coefficient is used as a new variable and will stabilize using Dual mode MPC.

In this study, a Fast Terminal Sliding Mode combined the Model Predictive Control (FTSM-MPC) and similar to (Zhou *et al.*, 2000), this study is defined sliding coefficient as a new variable but unlike it, the contractive constraint has used for sliding coefficient and also to stabilize the nonlinear chemical process, the constraint discrete-time has used. This decreases the sliding coefficient to zero step by step.

Chemical process used in this study is heat exchanger system. The heat exchange is occurred between two liquids of different temperatures that are separated by the hard wall in many engineering processes. The tool is used to implement this exchange is

called heat exchanger. It means that the heat exchanger is used to implement the exchange. Heat exchangers are usually classified based on fluid flow configuration or structure (plate, tube or stratum and skin). In this study, the temperature control of heat exchangers have been raised and the main purpose of controllers is to set the temperature of the outlet water as desire temperature. Many studys have focused on heat exchangers control systems and offered some more efficient procedures for finding an appropriate control methods that the (Marselle *et al.*, 1982; Calandranis and Stephanopoulos, 1988; Huang and Fan, 1992; Mathisen *et al.*, 1992) can be named as the most important of them.

According to Aguilera and Jacinto (1998) an approach to online optimization and systems control for heat exchange has been proposed and reference (Gonzalez *et al.*, 2006) has investigated the online optimization and control of the heat exchanger using MPC's constraint. This study will introduce FTSM\_MPC algorithm with auxiliary contractive constraint on the sliding surface to control the heat exchangers system. This algorithm can stabilize system and also is faster than the proposed procedure and difficult constraints (if any) will also meet.

This study has been set: at first, the fast terminal sliding mode is expressed and in the second section, FTSM\_MPC algorithm and its steps is presented by indicating auxiliary contractive constraint. The third section discussed the stability and prove it. Fourth section is discussed the system plate heat exchanger dynamics and then next section is about the purposed control method for a discrete sample of system, the simulation results are given in six section and finally the conclusion is offered in seven section.

**MATERIALS AND METHODS**

**Fast terminal sliding mode:** Sliding Mode of class terminal is of sliding mode which suggested for the first time by Venkataraman and Gulati (1993), its difference from the ordinary sliding mode technique is that it ensures a finite convergence time to the state variables. If the ordinary sliding mode ensures asymptotic stability in such a case, we have variables converge to their origin but this convergence can be ensured only for infinitive time period. In terminal sliding surface is introduced as follows:

$$s = x_2 + \beta x_1^{q/p} \tag{1}$$

A little later, some researchers (Yu *et al.*, 1999) presented the new sliding surface as:

$$s = x_2 + \alpha x_1 + \beta x_1^{q/p} \tag{2}$$

where,  $\alpha x_1$  ensures faster convergence time so it is called fast terminal. The control law also comes from solving below problem:

$$s(k+1) = 0 \tag{3}$$

$$x(k+1) = f(x(k)) + g(x(k))u(k) \tag{4}$$

So that,  $x, f(x), g(x) \in \mathbb{R}$  and  $g(x)^{-1}$  are finite and existed. From Eq. 2 the control law to solve above problem will be as follows:

$$u_{eq} = \frac{1}{g(x) \left[ -f(x) - \alpha x, \beta \frac{q}{p} x_1^{q-p/p} x_2 \right]} \tag{5}$$

It is clearly seen when we enter into the sliding surface, the controller performance will lead  $x_1$  and  $x_2$  to zero.

**FTSM\_MPC algorithm with contractive constraint for sliding surface:** According to Zhou *et al.* (2000), model predictive control combined with sliding mode control and new algorithm presented as follow:

$$p(k,s,N) : \arg_u (k|k), u(k|k+1) - u(k|k+N) \min J(s(k), u(o)) \tag{6}$$

S. t.:

$$x(k+i|k) \in x \quad i = 0, 1, \dots, N \tag{7}$$

$$u(k+i|k) \in u \quad i = 0, 1, \dots, N \tag{8}$$

$$3.x(k+i+1|k) = f(x(k+i|k), u(k+i|k)) \tag{9}$$

Where:

$$J(s(k), u(0)) = \sum_{i=0}^{N-1} \left\{ \|s(k+i|k)\| + s(k+N|k) \right\}_P^2 \tag{10}$$

And the corresponding weighting matrices Q, P, R are positive definite in this study, a fast terminal sliding surface is used instead of sliding coefficient. Also difficulty of calculation the matrix P of final cost function  $\|s(k+N|k)\|_P^2$  for non-linear systems and difficulty the possibility of these responses caused to add the auxiliary constraint so that provide the contraction or reduction state on sliding surface as follows:

$$\|s((k+N|k))\| \leq \alpha \|s(k|k)\|, \alpha \in (0, 1) \quad (11)$$

where,  $\alpha$  is coefficient of contraction. The steps of FTSM\_MPC algorithm can be explained as follows.

**Data:** Weighting matrices Q, P, R>0, the prediction horizon N, the sampling time T, the coefficient of contraction  $\alpha \in (0, 1)$ , the  $u \in X$  constraints are  $u \in U$ ,  $x \in X$  considered for states and inputs, respectively and initial conditions  $x_0$ .

**First step:**  $k = 0$  is set and zero initial prediction control law is considered:

$$u(i; k) = 0, i \in [0, 1, 2, \dots, N-1] \quad (12)$$

**Second step:** The optimization problem (3) is resolved in time  $t_k$ . A wave of the control sequence  $u^*(i; k)$  can be obtained.

**Third step:** The first rule  $u^*(1; k)$  is achieved using control sequence and enters into the dynamics of system in the time  $t_k$  so that determine the state values at the time of  $t_{k+1} = t_k + N$ .

**Fourth step:** The value of  $(t_k)$  is calculated.

**Five step:**  $k = k+1$  is placed, if  $\|s(t_k)\| = 0$  (states are placed on the sliding surface) algorithm continues, otherwise the algorithm goes back to the second step.

**Six step:** The system dynamics  $u_{eq}$  has used instead of control input to determine the state of system dynamics in next sample. Then algorithm returned to the second step.

**Stability:** Before verification of algorithm stability is discussed, three assumptions must be determined. Moving on the slide area is stable, this means when the system states were on the sliding surface, this surface keeps these,  $u_{eq}$  using on itself and the system states tend to be asymptotic to their origin (Bandyopadhyay *et al.*, 2009).

For  $k \in (k_j, k_j+1)$ , there is constant parameter  $\varphi \in (0, \infty)$  so that transient sliding coefficient  $s(k)$  satisfies the following inequality:

$$\|s(k)\|_p \leq \varphi \|s(k_j)\|_p \quad (13)$$

The constant parameter is as  $\sigma \in (0, \infty)$  such that for all  $x(k_i) \in B_\sigma = \{x \in \mathbb{R}^n \|x\| \leq \sigma\}$  limited by the constraints (Michalska and Mayne, 1993; Keerthi and Gilbert, 1988), optimization problem in Eq. 3 is possible for all.

**Theorem:** If the assumption 1 is true, the contraction coefficient  $\alpha \in (0, 1)$ ,  $\varphi \in (0, \infty)$  and  $\sigma \in (0, \infty)$  is determined and the assumptions 2 and 3 established. Then for all  $x_0 \in B_\sigma$  if the following inequality is true for all the movement of the sliding factors, the system will be stable:

$$\|s(k)\|_p \leq \varphi \|s(0)\|_p e^{-(1-\alpha)\left(\frac{k}{N}-1\right)} \quad (14)$$

Proof:

$$\|s(k_j)\|_p \leq \alpha \|s(k_{j-1})\|_p \leq \dots \leq \alpha^j \|s(0)\|_p \quad (15)$$

$$\|s(k)\|_p \leq \varphi \|s(k_j)\|_p \leq \varphi \alpha^j \|s(0)\|_p \quad (16)$$

where,  $j = 1, 2, \dots$  Due to  $\alpha \in (0, 1)$  and  $k \in \mathbb{Z}^+$ , we have:

$$e^{(\alpha-1)} - \alpha \geq 0 \Leftrightarrow \alpha^k \leq e^{-(1-\alpha)k} \quad (17)$$

Then:

$$\|s(k_j)\|_p \leq \|s(0)\|_p e^{-(1-\alpha)j} \quad (18)$$

$$\|s(k_j)\|_p \leq \varphi \|s(0)\|_p e^{-(1-\alpha)j} \quad (19)$$

For  $k \in \mathbb{Z}^+$  from Eq. 19, we can get:

$$\|s(k_j)\|_p \leq \varphi \|s(0)\|_p e^{-(1-\alpha)\text{int}\left(\frac{k}{N}\right)} \quad (20)$$

Also, it is clear that:

$$\varphi \|s(0)\|_p e^{-(1-\alpha)\text{int}\left(\frac{k}{N}\right)} \leq \varphi \|s(0)\|_p e^{-(1-\alpha)\left(\frac{k}{N}-1\right)} \quad (21)$$

According to Eq. 20 and 21, we reach to Eq. 14 so the presented algorithm keep system stable.

**Plate heat exchanger dynamic:** The plate heat exchanger dynamic model can be written as follows (Hangos *et al.*, 2004):

$$T_{co}(t) = -k_1(T_{co}(t) - T_{ho}(t)) + \frac{U_c}{V_c}(T_{ci} - T_{co}(t)) \quad (22)$$

And the output is:

$$T_{ho}(t) = -k_2(T_{ho}(t) - T_{co}(t)) + \frac{1}{V_h}(T_{hi} - T_{ho}(t))u(t) \quad (23)$$

$$y(k) = T_{co}(k) \quad (24)$$

Where:

$$k_1 = \frac{UA}{c_{p,c}\rho_c V_c}, k_2 = \frac{UA}{c_{p,h}\rho_h V_h}$$

The system has two state variables: Outlet temperature of the cold water and hot water. The output of the system is taken to be first state and control input is cold water flow rate. As well as other parameters above, are indicated the dynamic characteristics of the system. The system will be discretize with T sampling time as follows:

$$T_{co}(k+1) = T_{co}(k) + T\{-k_1(T_{co}(t) - T_{ho}(t)) + u_c/v_c(T_{ci} - T_{co}(t))\} \quad (25)$$

$$T_{ho}(k+1) = T_{ho}(k) + T\{-k_2(T_{ho}(t) - T_{co}(t)) + 1/v_h(T_{hi} - T_{ho}(t))u(t)\} \quad (26)$$

The objective of the control scheme is to regulate the output to a desired constant value  $T_{cr}$ . According to the Eq. 22 and 23 can be seen clearly if  $y(k) = T_{co}(k) = T_{cr}$ , the output value of hot water will push toward  $U_c/k_1 v_c(T_{cr} - T_{ci}) + T_{cr}$  so,  $x_2$  and  $x_1$  variable are defined as:

$$x_1(k) = T_{co}(k) - T_{cr} \quad (27)$$

$$x_2(k) = k_1 T_{ho}(k) - k_1 T_{cr} - \frac{U_c}{V_c}(T_{co}(k) - T_{ci}) \quad (28)$$

So, the dynamics of the heat exchanger system in each sample can be rewritten in a compact form as:

$$x_1(k+1) = x_2(k) \quad (29)$$

$$x_2(k+1) = f(x(k)) + g(x(k))u(k) \quad (30)$$

Where:

$$g(k) = \frac{k_1}{v_h} \left[ v_{hi} - \left( 1 + \frac{u_c}{k_1 v_c} \right) T_{cr} + \frac{u_c}{k_1 v_c} T_{ci} \right] - \frac{k_1}{v_h} \left[ 1 + \frac{u_c}{k_1 v_c} \right] x_1(k) - \frac{k_1}{v_h} x_2(k) \quad (31)$$

$$f(k) = \frac{k_2 u_c}{v_c} (T_{ci} - T_{cr}) - \frac{k_2 u_c}{v_c} x_1(k) - \left[ k_2 + \frac{u_c}{v_c} \right] x_2(k) \quad (32)$$

## RESULTS AND DISCUSSION

In this study, the heat exchangers plate parameters of the previous section are placed in the Eq. 4 and control method is provided for the implementation. The value of heat exchanger parameters are shown in Table 1.

In all the simulations, the sliding surface in Eq. 2 is used with components,  $\alpha = 0.5$ ,  $\beta = 0.1$ ,  $p = 9$  and  $q = 7$ . Incoming cold water temperature  $T_{ci} = 20^\circ\text{C}$ , input hot water  $T_{hi} = 80^\circ\text{C}$  and the desire temperature is  $T_{cr} = 40^\circ\text{C}$ . For algorithm is considered the weighting matrices  $Q = P = R = 1$ , the sampling time  $T = 0.5$ , the initial conditions  $x_0 = [-20 \ 0.53]$  and the variable constraint for system state as  $x \in (-20, 5) \times (-10, 10)$  and input  $u \in (-1.5, 1.5)$ .

Figure 1-4 the shows trajectory of constraint variables were shown by applying algorithms and is shown in the presence or absence of contractive constraint on it. Due to above consideration, increased prediction horizon can meet constraints in regard to  $x \in X$  and also the variable speed is increased to reach the reference which means the output system temperature reach to desired temperature and by imposing contractive constraint  $\alpha = 0.8$  for the sliding surface, their performance will improve. According to Fig. 3-8 can be seen that for  $N = 2$ , the states can reach the reference level in 24 sec while contractive constraint has been reduced this time to 8 sec. For  $N = 4$ , the effect of reducing the time of applying constraint decreased to 7-19 sec.

Table 1: Value of parameter

Dynamic	Sign	Values
Constant heat transfer coefficient	U	300 w/mz°C
Constant area	A	0.0672 m²
Volumetric flow rate of 2 side	$V_c, V_h$	$5.37 \times 10^{-4} \text{ m}^3$
Density	$\rho_c, \rho_h$	1000 kg/m³
Specific heat of 2 side liquid	$c_{p,h}, c_{p,c}$	4180 J/kg°C

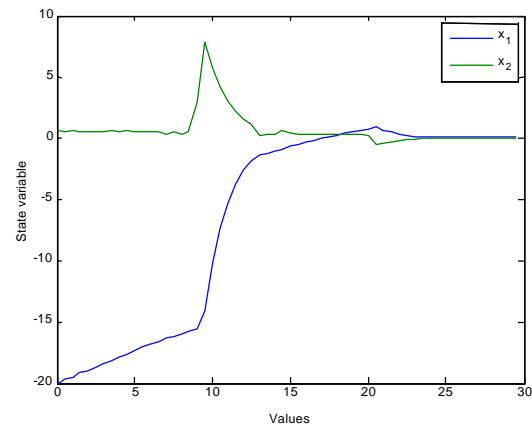


Fig. 1: States trajectory with FTSM\_MPC and N = 2

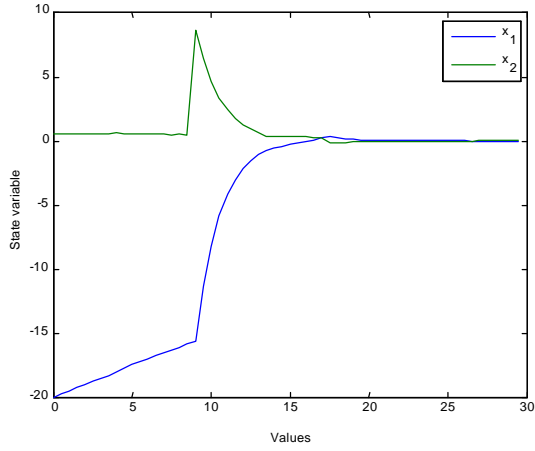


Fig. 2: States trajectory with FTSM\_MPC and N = 4

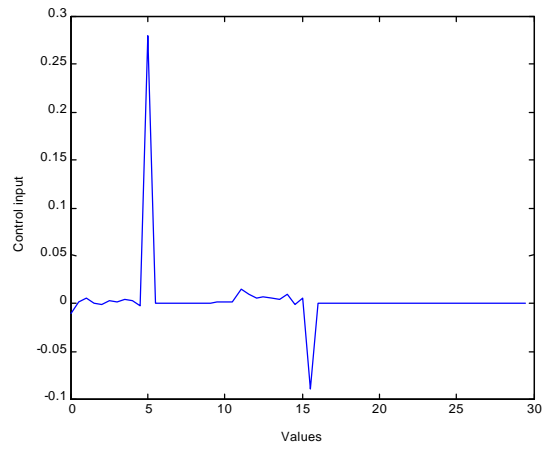


Fig. 5: Control effort with FTSM\_MPC and N = 2

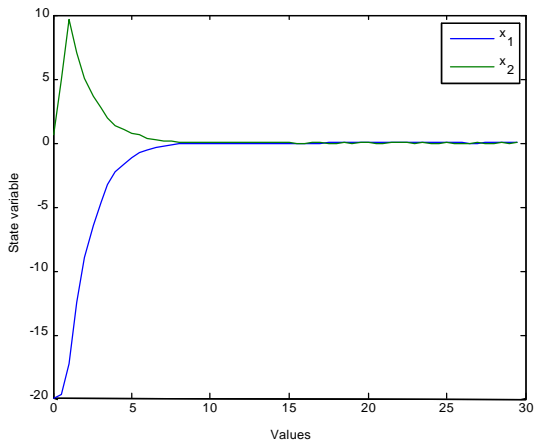


Fig. 3: States trajectory with contractive FTSM\_MPC and N = 2

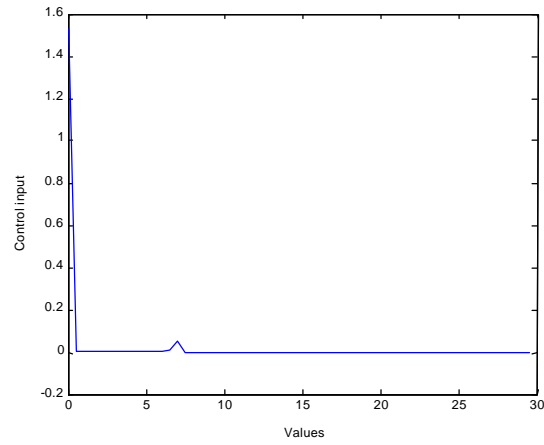


Fig. 6: Control effort with FTSM\_MPC and N = 4

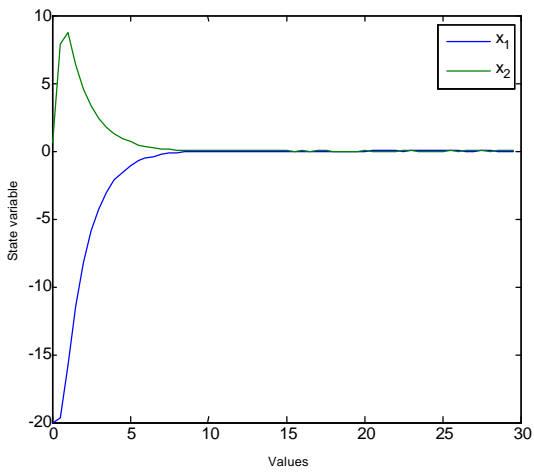


Fig. 4: States trajectory with contractive FTSM\_MPC and N = 4

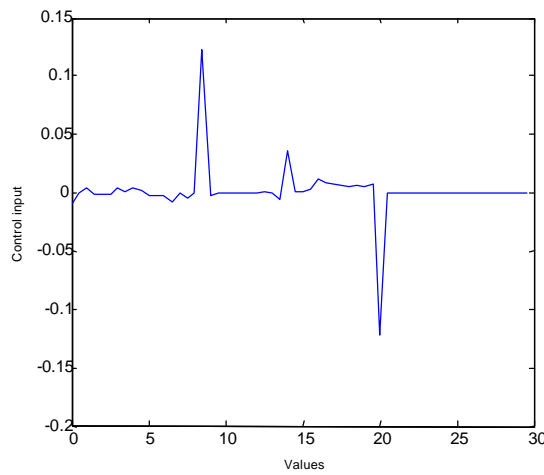


Fig. 7: Control effort with contractive FTSM\_MPC and N = 2

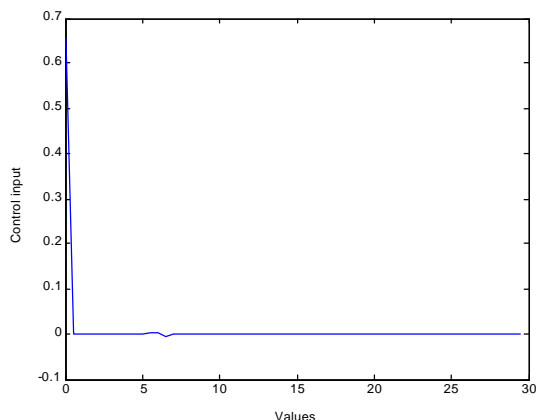


Fig. 8: Control effort with contractive FTSM\_MPC and  $N = 4$

The impact of the prediction horizon in high speed modes is evident by comparing Fig. 1 and 2. Also, the control input of Fig. 5-8 shown the effect of contractive constraint to reduce the control effort which is the reduction of cold water flow rate. Due to these considerations, for  $N = 2$  with constraint imposing, the overshoot value is decreased to 0.13-0.28 and for  $N = 4$  from 1.35-0.5

### CONCLUSION

In this study, first, FTSM\_MPC algorithm which use model predictive control in fast terminal sliding mode of the system were introduced, then applied it for the plate heat exchangers constrained nonlinear systems. After that, adding an auxiliary contractive constraint was to ensure the stability algorithm of it. The simulation results indicate that the contractive constraints imposed to satisfy system's constraints, in addition to improve the control performance of the plate heat exchangers nonlinear systems.

### REFERENCES

Aguilera, N. and L. Jacinto, 1998. Optimizing and controlling the operation of heat-exchanger networks. *AIChE J.*, 44: 1090-1104.

Bandyopadhyay, B., F. Deepak and K.S. Kim, 2009. *Sliding Mode Control Using Novel Sliding Surfaces*. Springer, New York, USA., ISBN: 9783642034480, Pages: 144.

Calandranis, J. and G. Stephanopoulos, 1988. A structural approach to the design of control systems in heat exchanger networks. *Comput. Chem. Eng.*, 12: 651-669.

Gonzalez, A.H., D. Odloak and J.L. Marchetti, 2006. Predictive control applied to heat-exchanger networks. *Chem., Eng. Processing: Process Intensif.*, 45: 661-671.

Hangos, K.M., J. Bokor and G. Szederkenyi, 2004. *Analysis and Control of Nonlinear Process Systems*. Springer, New York, USA.

Hong, C. and A. Frank, 1999. A quasi-infinite horizon predictive control scheme for constrained nonlinear system. *Control Theor. Appl.*, 16: 313-319.

Huang, Y.L. and L.T. Fan, 1992. Distributed strategy for integration of process design and control: A knowledge engineering approach to the incorporation of controllability into exchanger network synthesis. *Comput. Chem. Eng.*, 16: 496-522.

Keerthi, S.S. and E.G. Gilbert, 1988. Optimal infinite-horizon feedback laws for a general class of constrained discrete-time systems: Stability and moving-horizon approximations. *J. Optim. Theory Applic.*, 57: 265-293.

Li, Y.C., X.M. Xu and Y.P. Yang, 1999. The robust stability for a type of nonlinear predictive control system. *Acta Autom. Sin.*, 25: 852-855.

Marselle, D.F., M. Morari and D.F. Rudd, 1982. Design of resilient processing plants-II Design and control of energy management systems. *Chem. Eng. Sci.*, 37: 259-270.

Mathisen, K.W., S. Skogestad and E.A. Wolff, 1992. Bypass selection for control of heat exchanger networks. *Comput. Chem. Eng.*, 16: S263-S272.

Michalska, H. and D.Q. Mayne, 1993. Robust receding horizon control of constrained nonlinear systems. *IEEE Trans. Automat. Control*, 38: 1623-1633.

Oliveira, S.L. and M. Morari, 2000. Contractive model predictive control for constrained nonlinear systems. *IEEE. Trans. Automatic Cont.*, 45: 1053-1071.

Rawlings, J.B. and K.R. Muske, 1993. The stability of constrained receding horizon control. *IEEE Trans. Automat. Control*, 38: 1512-1516.

Venkataraman, S.T. and S. Gulati, 1993. Control of nonlinear systems using terminal sliding modes. *J. Dynam. Syst. Measurement Control*, 115: 554-560.

Yu, X., Y. Wu and M. Zhihong, 1999. On Global Stabilization of Nonlinear Dynamical Systems. In: *Variable Structure Systems, Sliding Mode and Nonlinear Control*, Young, K.D. and U. Ozguner (Eds.). Springer, New York, USA., ISBN: 9781846285400, pp: 109-122.

Zhou, J., Z. Liu and R. Pei, 2000. Sliding mode model predictive control with terminal constraints. *Proceedings of the 3rd World Congress on Intelligent Control and Automation*, 28 June-July 2, 2000, Hefei, pp: 2791-2795.